

siapartners

Pioneer of Consulting 4.0



STUDY OF THE APPLICATION OF THE SOCIAL TARIFF FOR ELECTRICITY AND GAS

Webinar – May 18th 2020

Alexandre Viviers

Manager

+32 471 67 51 06

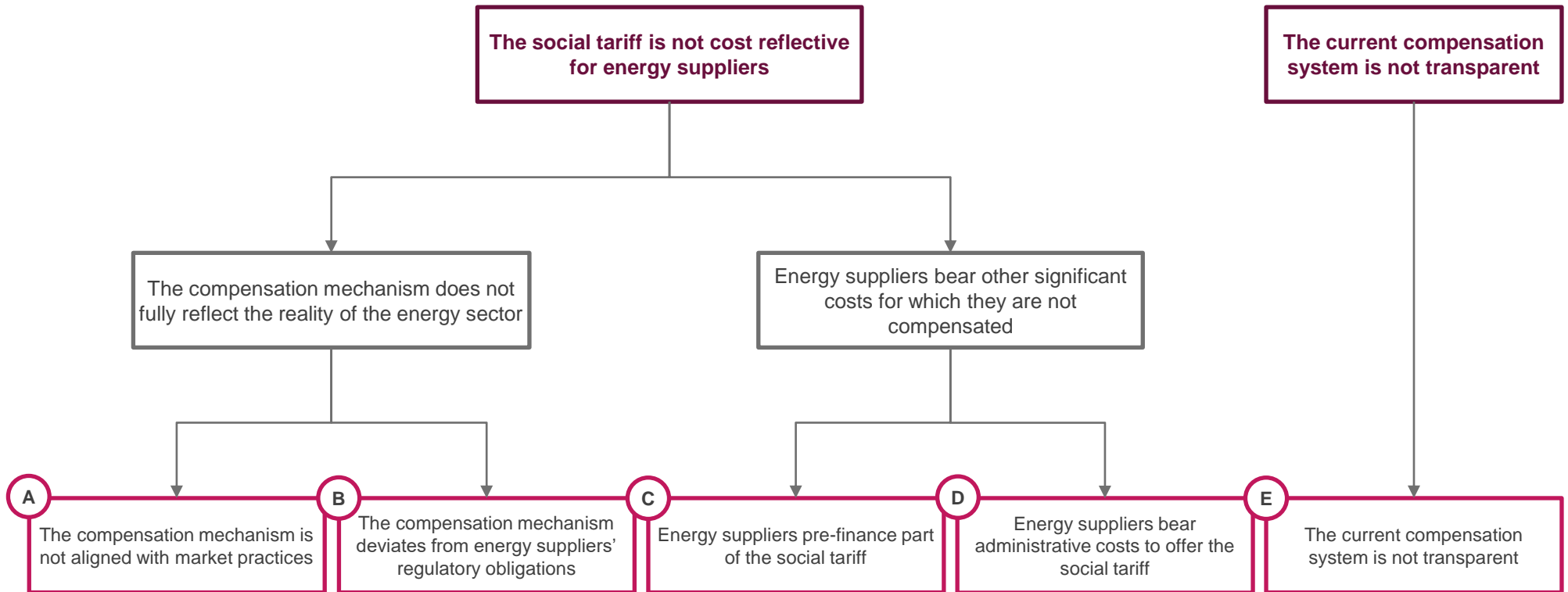
alexandre.viviers@sia-partners.com



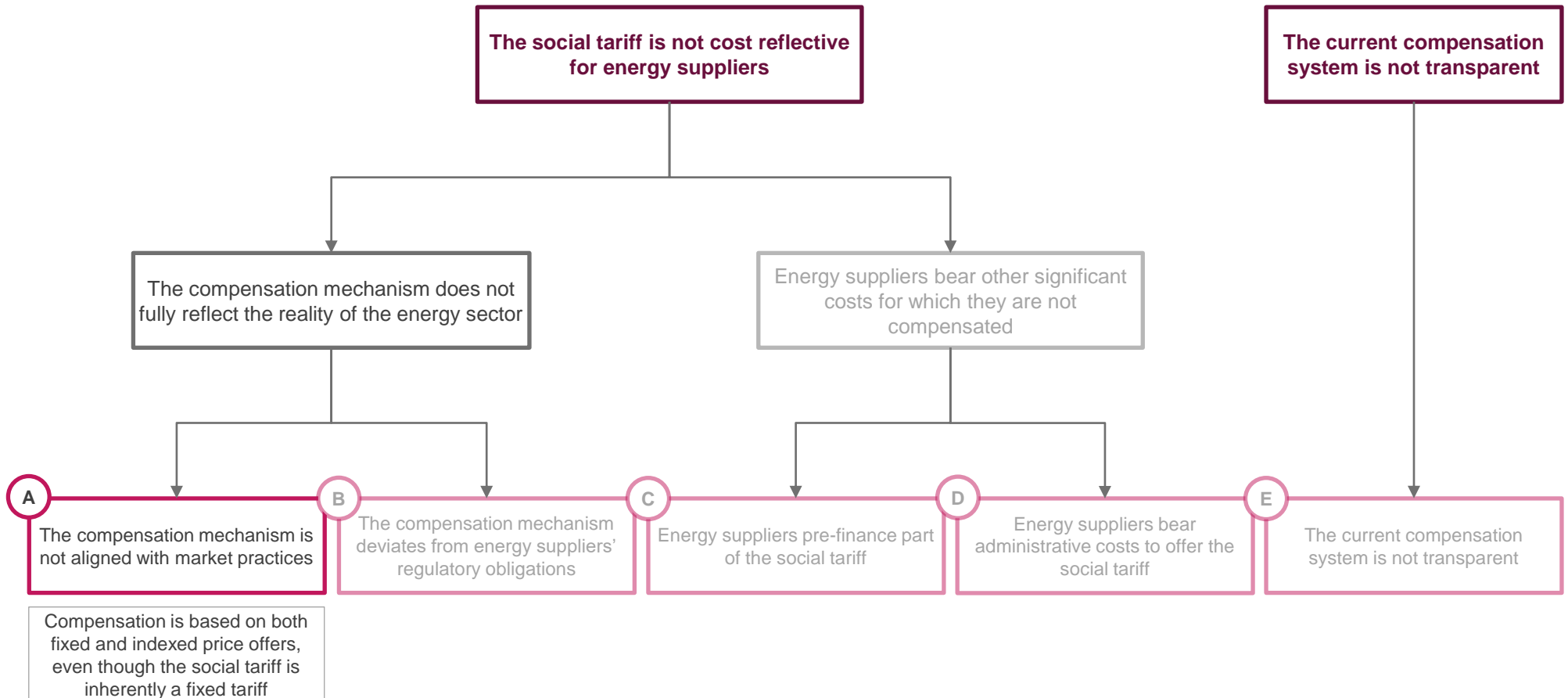
Table of contents

1. Suppliers are not fully compensated for offering the social tariff
2. The current compensation mechanism induces a 51M€ net annual cost for Belgian energy suppliers
3. The social tariff system which will be implemented as of July 2020 will have little impact on the extra costs present in the current system
4. Two distinct approaches can improve the cost-reflectiveness of the compensation mechanism for energy suppliers

Suppliers are not fully compensated for offering the social tariff



Suppliers are not fully compensated for offering the social tariff



The reference price is fixed for a period of 6 months, but its calculation takes into account both indexed and fixed price offers

The market prices used to determine the reference price are most of the time variable prices. Hence, the displayed prices are based on past market parameters

It is impossible to hedge the reference price if it is based on values for past delivery periods

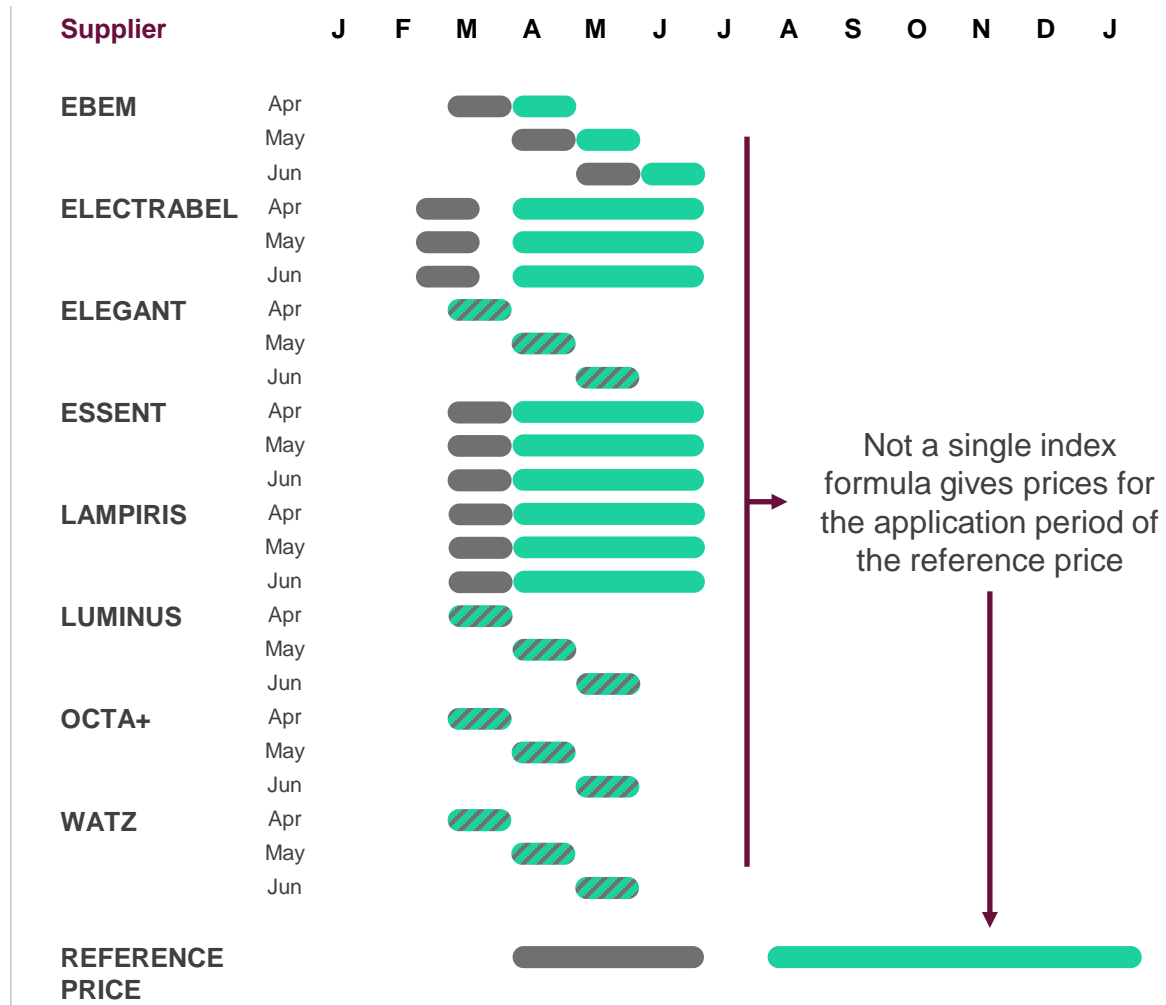
Estimated annual cost

⚡ 9M€

🔥 11M€

⚡ 21 €/SPD

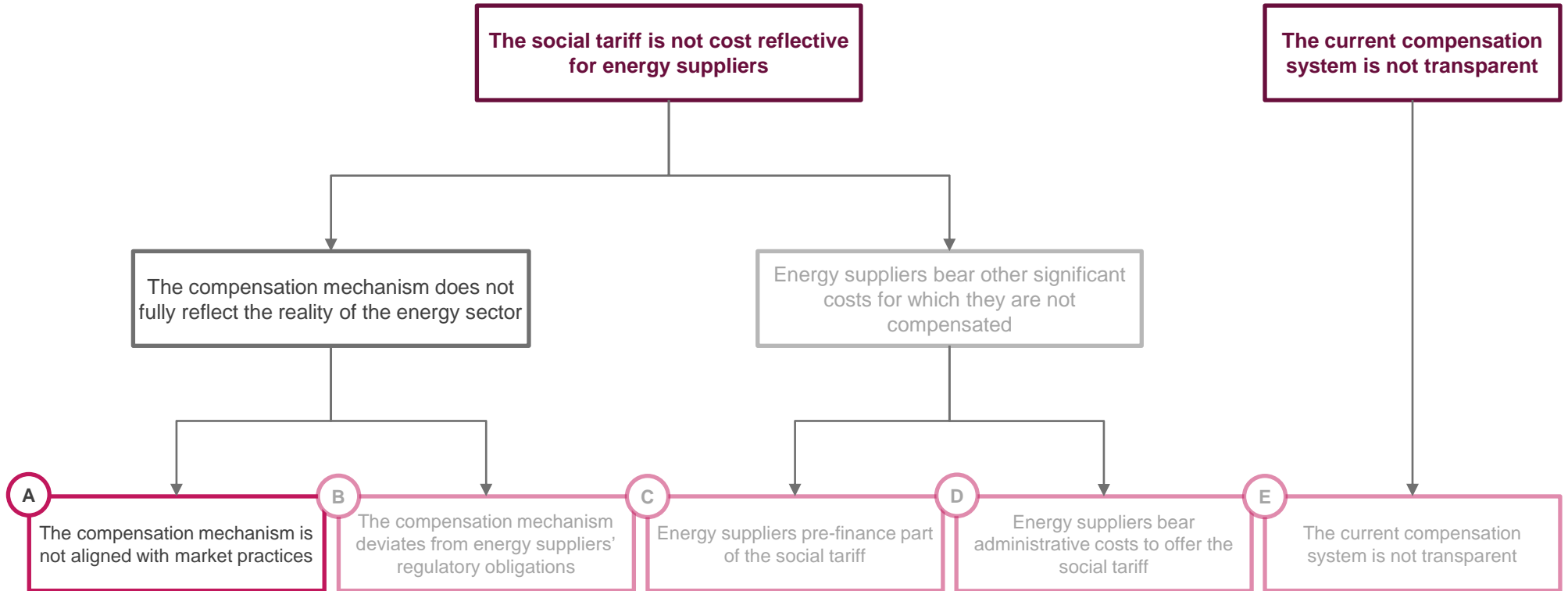
🔥 45 €/SPD



Not a single index formula gives prices for the application period of the reference price

- Reference period (i.e. When the price was calculated)
- Application period (i.e. When the calculated price is applied / delivery)
- An overlap between the 2 can occur when the price is known at the end of the application period

Suppliers are not fully compensated for offering the social tariff



Compensation is based on both fixed and indexed price offers, even though the social tariff is inherently a fixed tariff

The reference price is usually based on low-service contracts whereas protected customers are entitled to full service

The reference price includes offers with lower service levels than what is actually offered to the social tariff beneficiaries

Cost source

Service costs

Category

REFERENCE PRICE



Relevant vector(s)

Electricity & Gas



The reference price used to compensate suppliers includes low service levels: **e-invoicing, direct debit and internet communication only**

In reality they often offer all three services to social tariff beneficiaries because these are entitled to full service



Direct debit

vs.

Monthly transfer



E-invoicing

vs.

Paper invoicing



Online only

vs.

All channels contact

Estimated annual cost

⚡ 1,4M€

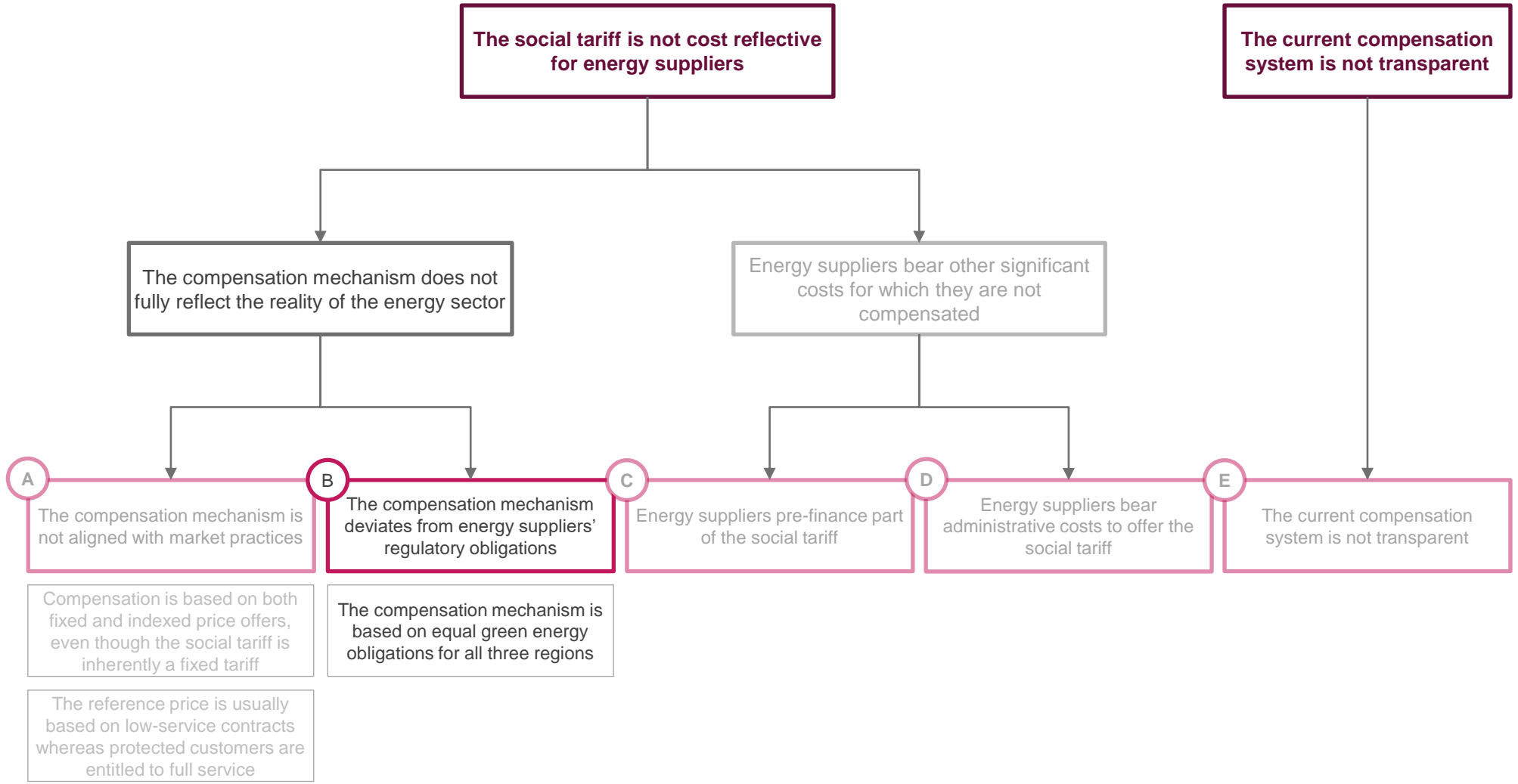
🔥 2,3M€

⚡ 5,4€/SPD

🔥 5,4€/SPD

*Note: **the cost of call centers** (compared to fully online communication) **was not estimated**. Moreover, depending on the supplier, other service costs exist (e.g. app/website dedicated workflow)*

Suppliers are not fully compensated for offering the social tariff



The reference price is calculated using the lowest green power obligation whereas these obligations vary from one region to the other

Cost source

Category

Relevant vector(s)

Quota obligations and GC prices

REFERENCE PRICE






Electricity



Prices and quotas for Green Certificates (GC) and CHP certificates significantly vary between regions but the compensation for green energy obligations is made **regardless of the actual delivery region** of the social tariff beneficiary

Since the lowest prices are taken, suppliers incur a loss

Example for August – December 2018

Region	Type	Quota %	Cert. price EUR/cert.	Total EUR/MWh
	GC	21.5%	€ 95	€ 19.5
	WKK	11.2%	€ 25	€ 2.8
	GC	8.5%	€ 110	€ 8.6
	GC	35.65%	€ 73	€ 25.0

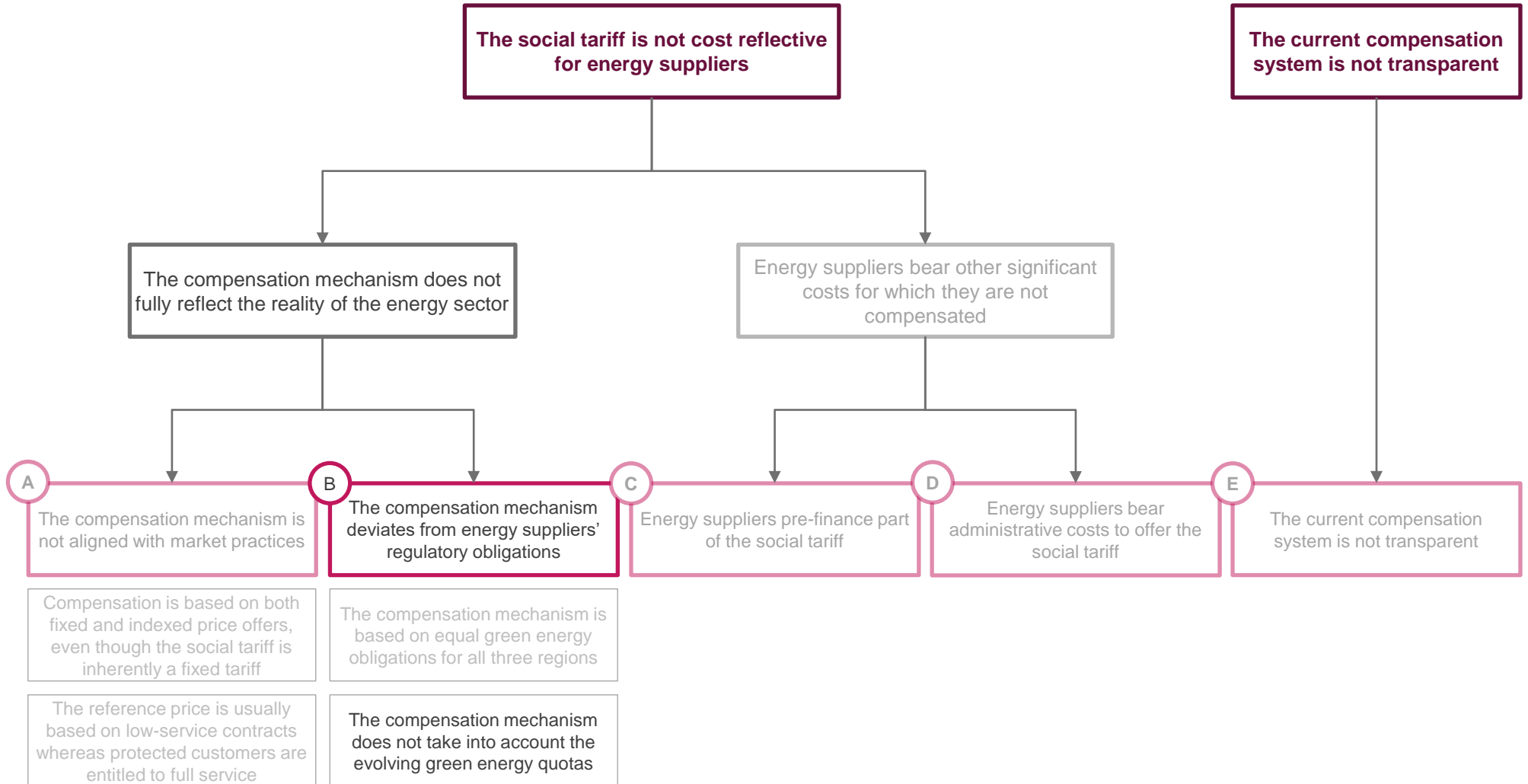
Note: An additional cost is borne by suppliers who offer 100% green energy to their protected customers as they need to purchase Guarantees of Origin

Estimated annual cost

⚡ 11M€

⚡ 25 €/SPD

Suppliers are not fully compensated for offering the social tariff



The reference price is based on quotas at offering time, but quotas (can) increase from year to year

Cost source

Quota obligations

Category

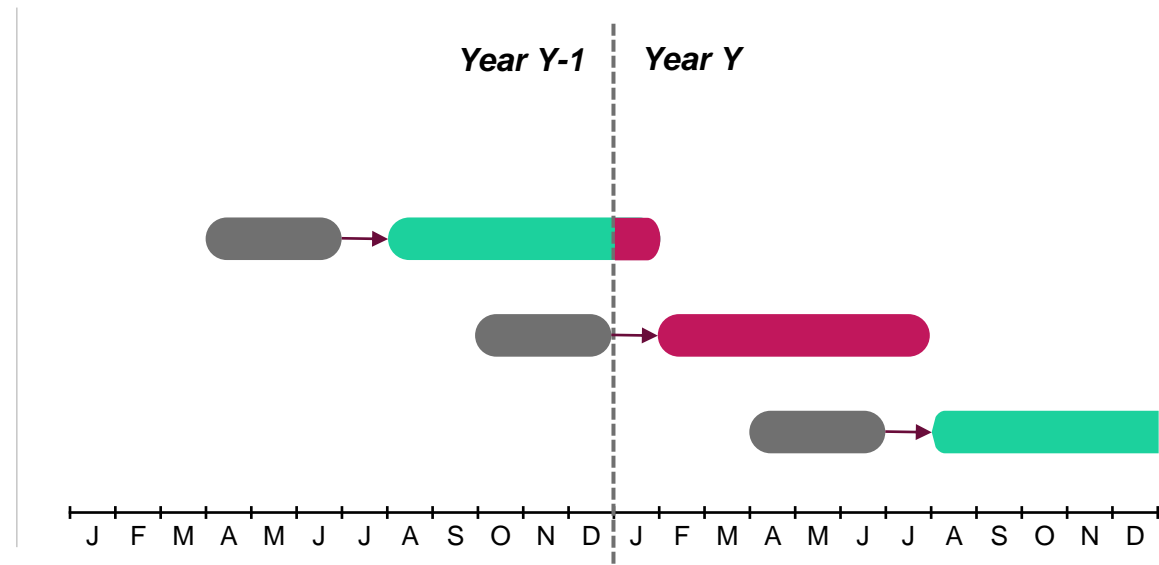
REFERENCE PRICE



Relevant vector(s)

Electricity

Energy suppliers have to comply with quota obligations for the delivery year Y but **for 7 months in the year**, they are compensated based on the quotas of the year before

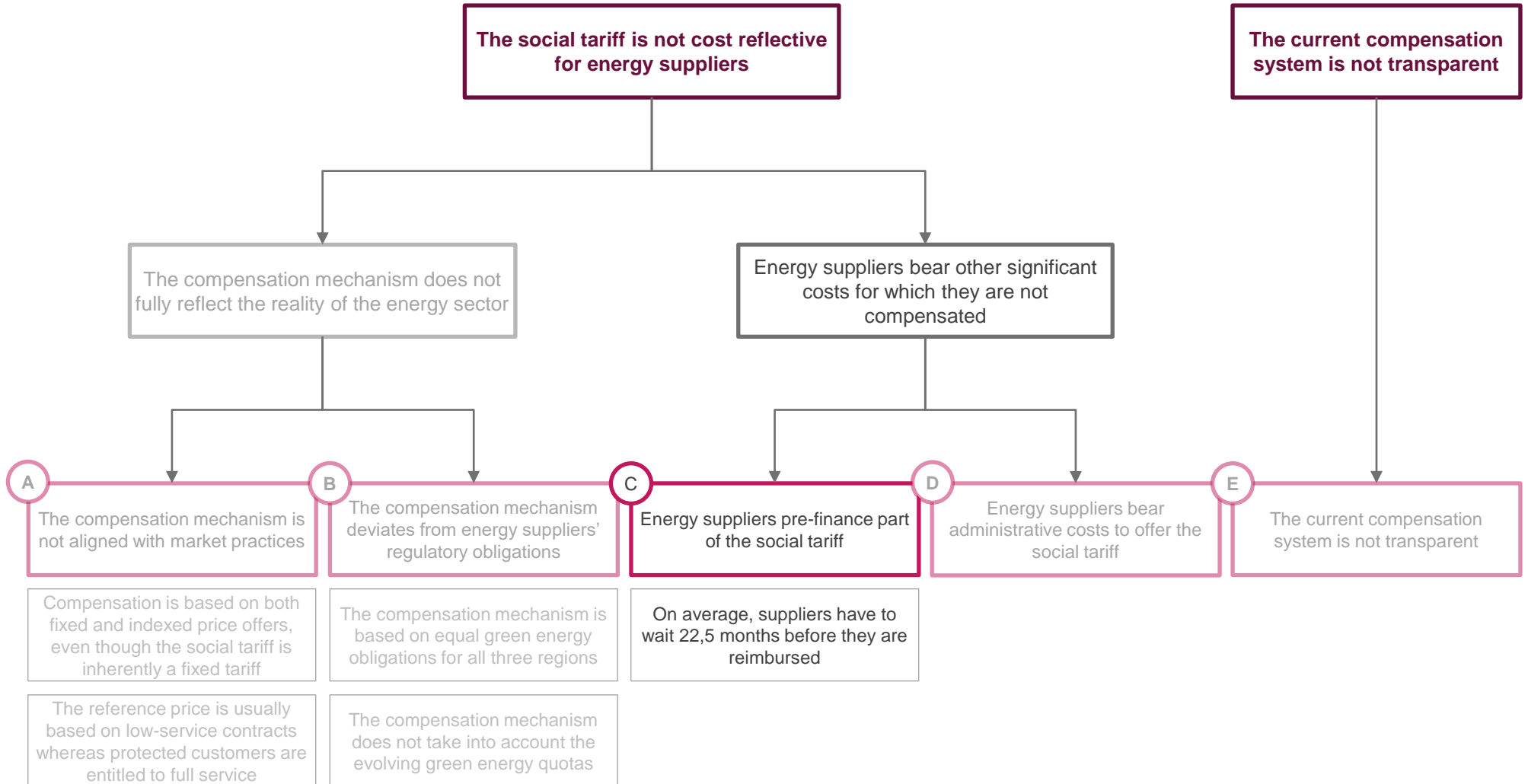


- Reference period (i.e. when the reference price is calculated)
- Application period (i.e. when the reference price is applied / delivery)

Estimated annual cost

⚡ 0,8M€ ⚡ 2 €/SPD

Suppliers are not fully compensated for offering the social tariff



The CREG reimburses the suppliers with a delay due to the verification procedure

Cost source

Cost of capital

Category

PRE-FINANCING COSTS



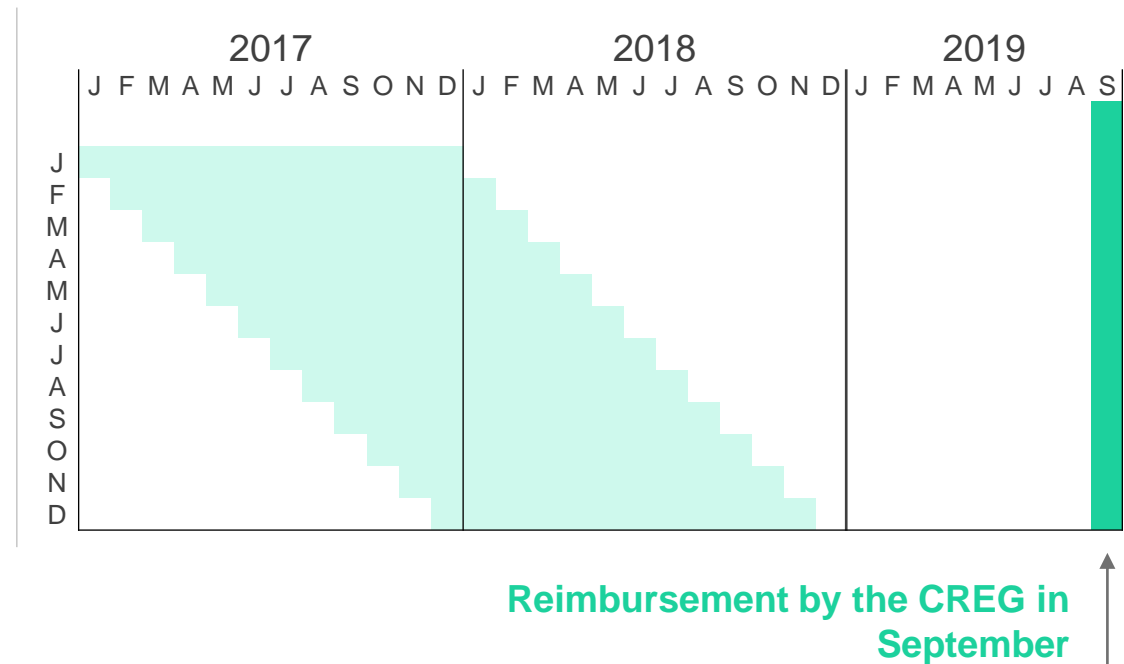
Relevant vector(s)

Electricity & Gas



Between the payment of advance invoices and reimbursement by CREG, the **suppliers have to pre-finance the difference between the reference price and the social tariff**

The weighted average reimbursement duration is **22.5 months**



Estimated annual cost

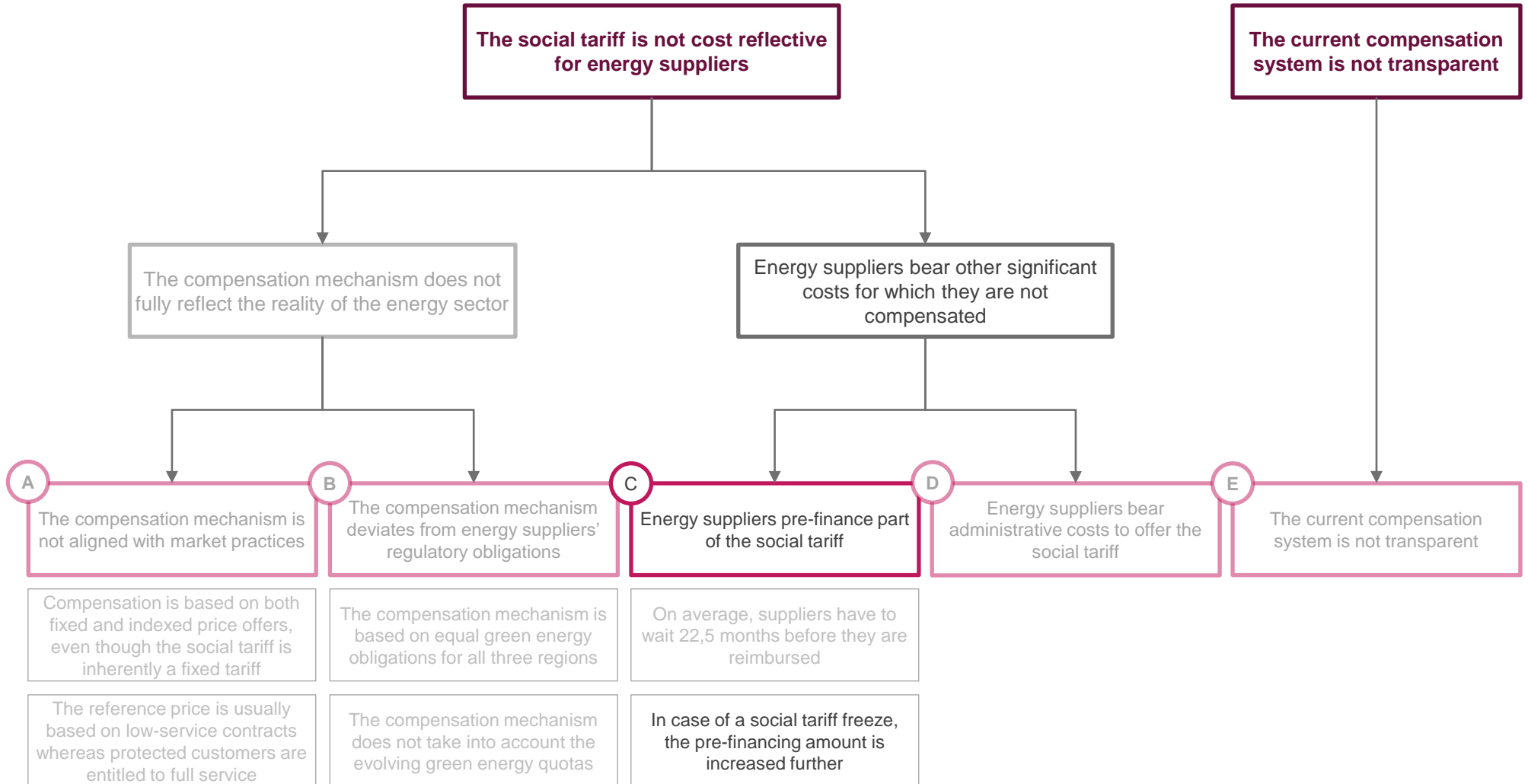
⚡ 6M€

🔥 6M€

⚡ 13 €/SPD

🔥 23 €/SPD

Suppliers are not fully compensated for offering the social tariff



The freeze of the social tariff increased the pre-financing cost of the delta between the social tariff and the reference price

Cost source

Cost of the social tariff freeze

Category

PRE-FINANCING COSTS



Relevant vector(s)

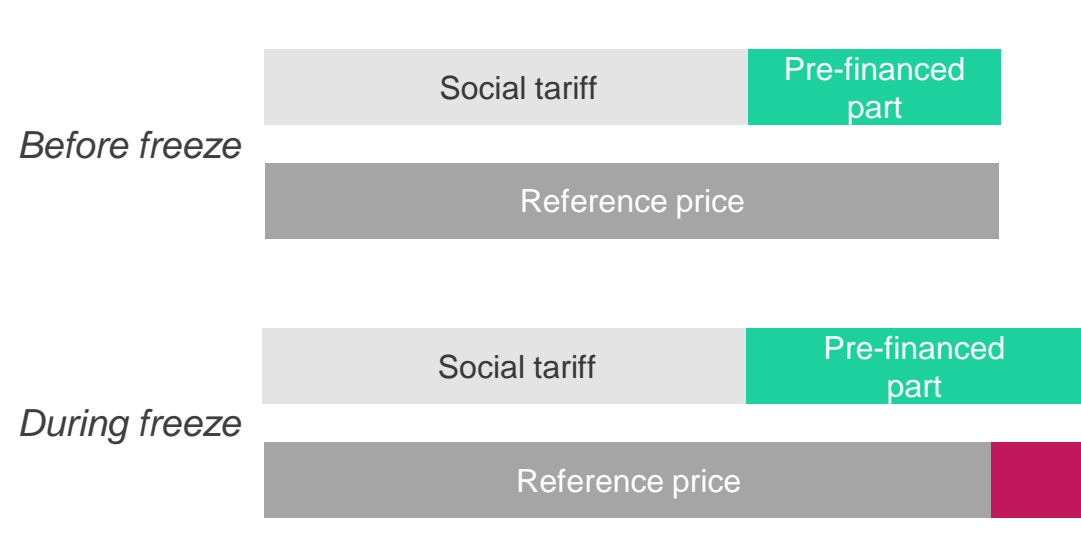
Electricity & Gas



Due to rapidly increasing energy prices, the **social tariff was frozen** on 1/2/2019

- For 6 months for gas
- For 12 months for power

The gap between the social tariff and the reference price has increased, resulting in an increased pre-financing by the suppliers



Estimated cost of freeze

⚡ 0,9M€

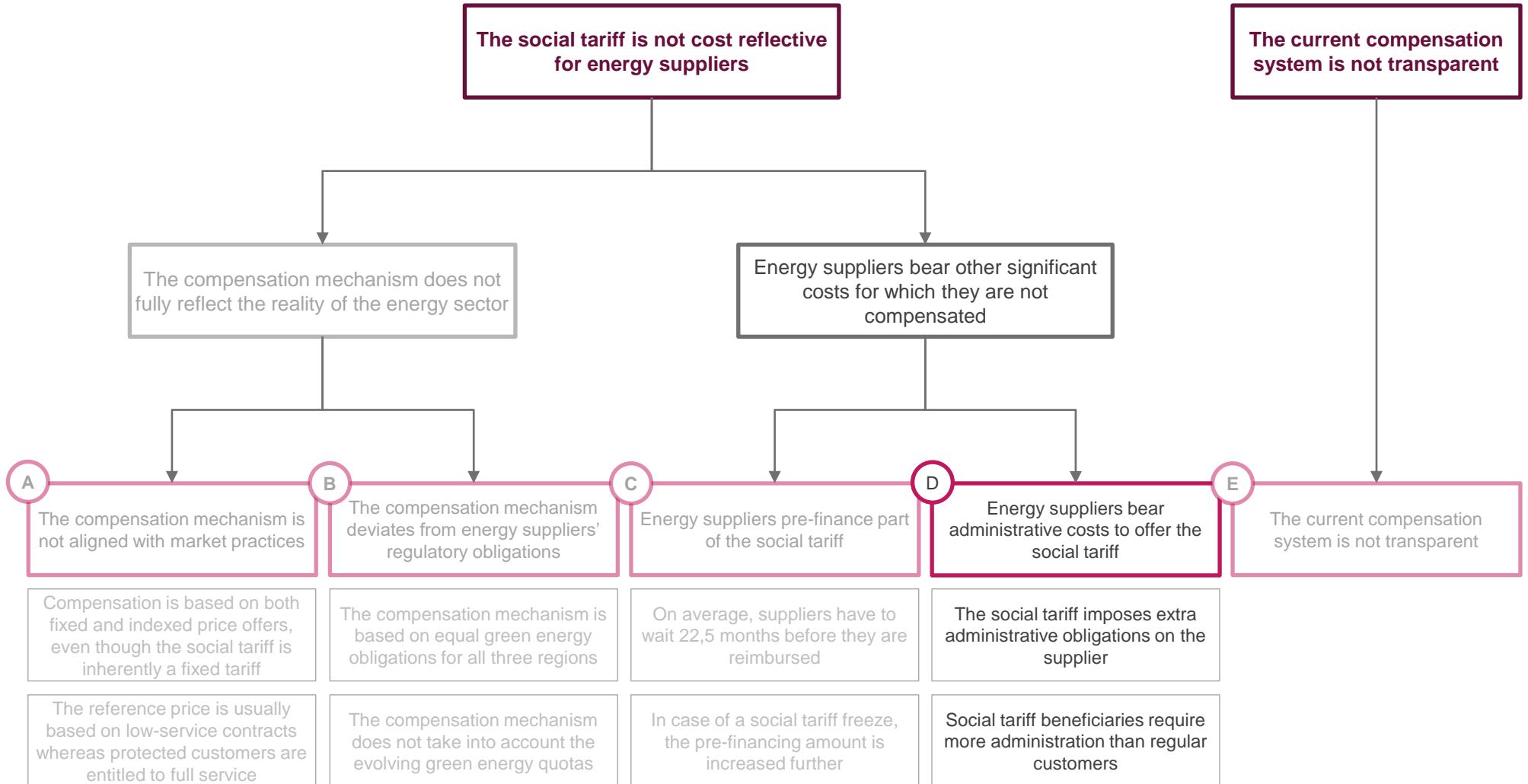
🔥 1M€

⚡ 2 €/SPD

🔥 4 €/SPD

Based on the first period Feb '19-July '19

Suppliers are not fully compensated for offering the social tariff



Energy suppliers bear extra administrative & operational costs to offer the social tariff

Cost source

Administrative costs

Category

ADMINISTRATIVE COSTS



Relevant vector(s)

**Electricity
& Gas**



Energy suppliers face a number of costs that are specific to the social tariff:

1. Energy suppliers must report to the CREG with regards to the social tariff
2. The social tariff requires adaptations to the invoicing process as well as rectifications
3. The automated granting of social tariffs requires a database reconciliation (with FPS Economy)
4. Attestations of non-automated clients must be treated manually
5. Processes associated to the social tariff generate questions and complaints which suppliers must handle

Conclusion

Suppliers bear additional administrative & operational costs to offer the social tariff, amounting to more than 4 million euros per year. They cannot file a claim for these extra costs

Estimated annual cost

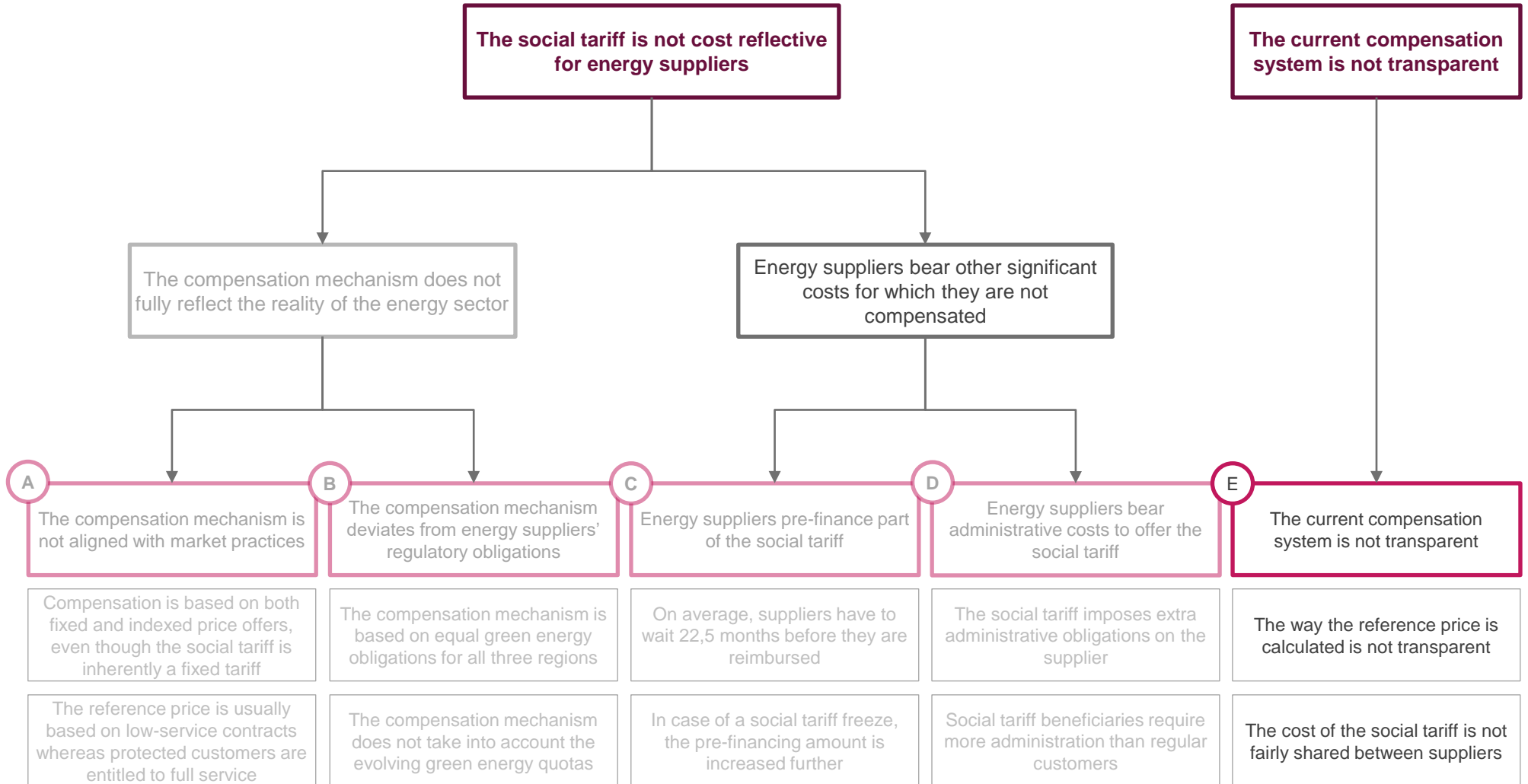
 **2.6 M€**

 **1.5 M€**

 **6 €/SPD**

 **6 €/SPD**

Suppliers are not fully compensated for offering the social tariff



Suppliers are not fully compensated for offering the social tariff

Legend

- = recurring extra cost
- = recurring extra cost (highly dependent on market conditions)
- = non-recurring extra cost

The social tariff is not cost reflective for energy suppliers

The current compensation system is not transparent

The compensation mechanism does not fully reflect the reality of the energy sector

Energy suppliers bear other significant costs for which they are not compensated

A The compensation mechanism is not aligned with market practices

B The compensation mechanism deviates from energy suppliers' regulatory obligations

C Energy suppliers pre-finance part of the social tariff

D Energy suppliers bear administrative costs to offer the social tariff

E The current compensation system is not transparent

Compensation is based on both fixed and indexed price offers, even though the social tariff is inherently a fixed tariff

The compensation mechanism is based on equal green energy obligations for all three regions

On average, suppliers have to wait 22,5 months before they are reimbursed

The social tariff imposes extra administrative obligations on the supplier

The way the reference price is calculated is not transparent

The reference price is usually based on low-service contracts whereas protected customers are entitled to full service

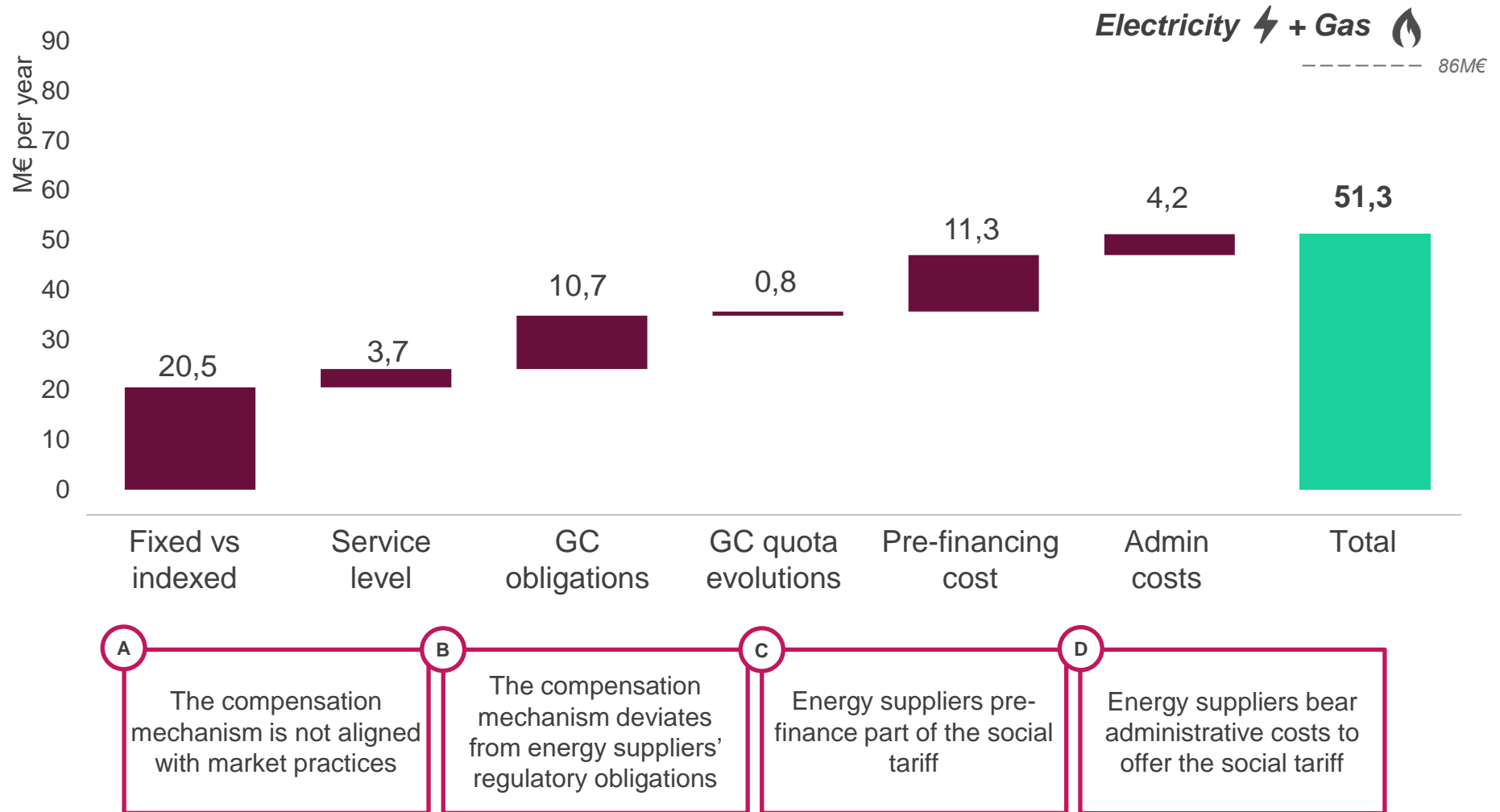
The compensation mechanism does not take into account the evolving green energy quotas

In case of a social tariff freeze, the pre-financing amount is increased further

Social tariff beneficiaries require more administration than regular customers

The cost of the social tariff is not fairly shared between suppliers

The current compensation mechanism induces a 51M€ net annual cost for Belgian energy suppliers



The social tariff system which will be implemented as of July 2020 will have little impact on the extra costs present in the current system

As of July 2020, an adaption will be made to the current social tariff system. In short, the social tariff (and the related reference price) will be determined on a quarterly basis and the social tariff will include a (temporary) capping mechanism. The impacts on the current findings are expected to be the following:

<i>FINDINGS</i>	<i>IMPACT OF THE NEW SOCIAL TARIFF SYSTEM</i>
<p>Compensation is based on both fixed and indexed price offers, even though the social tariff is inherently a fixed tariff</p>	<p>● The new system does not solve the fundamental mismatch between the reference period and the delivery period. It will also increase the gap between the contract duration (e.g. 1 year) foreseen in the price cards and the application period (3 instead of 6 months). The only positive point is that the alignment with market products (quarters) will make the hedging a bit easier.</p>
<p>The reference price is usually based on low-service contracts whereas protected customers are entitled to full service</p>	<p>● No impact is expected as the methodology remains the same</p>
<p>The compensation mechanism is based on equal green energy obligations for all three regions</p>	<p>● No impact is expected as the methodology remains the same</p>
<p>The compensation mechanism does not take into account the evolving green energy quotas</p>	<p>● The current social tariff system has a 7-month discrepancy in green energy quotas (prices from Y-1 are used as a reference for the period January to July). With the new system, this discrepancy will be reduced to 3 months: quotas for quarter 1 (January-March) will be based on price cards (and hence quotas) of December Year-1.</p>
<p>On average, suppliers have to wait 22,5 months before they are reimbursed</p>	<p>● No impact is expected as the methodology remains the same</p>
<p>In case of a social tariff freeze, the pre-financing amount is increased further</p>	<p>● The new system includes an article on capping the social tariff (on a quarterly and annual bases) to prevent outrageous price increases. This new measure will induce more social tariff freezes, for which suppliers bear the pre-financing cost of a greater gap between the social tariff and the reference price</p>
<p>Energy suppliers bear extra administrative costs to offer the social tariff</p>	<p>● Although limited, the impact of having 4 different prices instead of 2 (multiplied by the number of meter types and commodities) can only bring an additional complexity to the administrative process</p>
<p>The way the reference price is calculated is not transparent</p>	<p>● No major impact is expected. Only the use of a single month for the reference period facilitates the calculation of the reference price</p>



Two distinct approaches can improve the cost-reflectiveness of the compensation mechanism for energy suppliers

FINDINGS

SCENARIO A: MARK-UP BASED

SCENARIO B: PRICE-CARD BASED

A

The compensation mechanism is not aligned with market practices

Use a formula for determining the reference price: *base cost + mark-up*.
The mark-up should be negotiated with CREG and should cover for the **service cost, risk bricks and other costs**

Calculate the reference price based on suppliers' published price cards, but limit to contracts with a **normal service level** (no online products) and a **fixed price for 1 year**

B

The compensation mechanism deviates from regulatory obligations

Reimburse suppliers based on the average of the lowest green certificate (and WKK) costs per region, taking into account the regional quotas for the delivery period and an inference of the GC prices using the GC costs published on price cards

C

Energy suppliers pre-finance part of the social tariff

Make advance payments (e.g. on a quarterly basis), based on an estimation of the supplier's expected compensation. When the delta between reference price and social tariff increases due to capping, increase the advance payments as well

D

Energy suppliers bear extra administrative costs to offer the social tariff

Reimburse suppliers for their extra administrative costs based on a fixed amount per point of delivery

E

The current compensation system is not transparent¹

Communicate the exact rules for calculating the reference price, as well as the calculation file itself to the stakeholders

¹ The issue of the cost of the social tariff not being fairly shared between suppliers is automatically solved if the system is made cost-reflective for suppliers

² Both scenarios require changes to the existing Royal Decrees

Disclaimer

Several methodological and scope decisions deserve a brief disclaimer

The presented results are estimated for the year 2018

- Many extra costs for the suppliers estimated in this study are related to market conditions (e.g. wholesale prices). By definition, these are subject to evolutions that are hard to foresee. Other extra costs are linked to regulatory constraints (e.g. green certificate quotas) which may also evolve with time
- In order to present consistent results, Sia Partners focused on the calendar year 2018. At the time of the study, it was the latest occurrence for which data was available for a full year. The extra cost sources which are the most sensitive to idiosyncratic conditions are highlighted in the study
- It is important to note that, although the exact cost estimate might vary up or down depending on the years, the underlying issues and extra cost sources remain relevant

The study does not account for all (extra) impacts of the social tariff on energy suppliers

- Due to time constraints and the operational difficulty to gather the relevant data, some impacts of the social tariff were kept out of the scope of this study. This is the case for instance for suppliers that cover their electricity portfolio of protected customers with guarantees of origin (“100% green”) whereas the reference price only partially takes this into account. There are also extra IT costs – such as creating a dedicated workflow for protected customers in suppliers’ customer zones – which are not studied
- Furthermore, the impact of the social tariff on the churn rate, cross-selling and bad debt was not estimated
- Lastly, upon FEBEG’s request, Sia Partners did not carry out a detailed estimation of the missed revenues associated with offering the social tariff
- The market impacts of these extra costs were not investigated. From a theoretical perspective, they can be passed on the energy prices of other clients, be imputed on suppliers’ profit or affect their investments

Wrap-up

1. Suppliers are not fully compensated for offering the social tariff
2. The current compensation mechanism induces a 51M€ net annual cost for Belgian energy suppliers
3. The social tariff system which will be implemented as of July 2020 will have little impact on the extra costs present in the current system
4. Two distinct approaches can improve the cost-reflectiveness of the compensation mechanism for energy suppliers



Pioneer of Consulting 4.0

Sia Partners is a next generation consulting firm focused on delivering superior value and tangible results to its clients as they navigate the digital revolution. With over 1,400 consultants in 16 countries, we will generate an annual turnover of USD 280 million for the fiscal year 2019/20. Our global footprint and our expertise in more than 30 sectors and services allow us to accompany our clients worldwide. We guide their projects and initiatives in strategy, business transformation, IT & digital strategy, and Data Science. As the pioneer of Consulting 4.0, we develop consulting bots and we integrate the disruption of AI in our solutions.

Follow us on **LinkedIn** and **Twitter @SiaPartners**

For more information, visit:

www.sia-partners.com

Abu Dhabi
Amsterdam
Brussels
Casablanca
Charlotte
Denver
Doha
Dubai
Frankfurt
Hamburg
Hong Kong
Houston
London
Luxembourg
Lyon
Milan
Montreal
New York
Paris
Riyadh
Rome
Seattle
Singapore
Tokyo

